

Statistical analysis of textile structures based on conductive yarns

DOI: 10.35530/IT.074.05.2022125

RALUCA MARIA AILENI
ANGELA DOROGAN
TEODOR SÂRBU

CRISTINA STROE
CRISTINA LITE

ABSTRACT – REZUMAT

Statistical analysis of textile structures based on conductive yarns

This work presents a series of textile structures fabricated by weaving and knitting using insulating, conductive and antistatic yarns. The physical-mechanical (thickness, water vapour permeability, mass and air permeability), electrical (electrical resistivity), and morphological (SEM, EDAX) properties of the textile structures were analysed to highlight their application potential in interactive products. The statistical analysis of the correlations between physical-mechanical and electric properties was conducted by correlation analysis using the electrical surface resistivity values as dependent variables and the mass (M), thickness (δ) and water vapour permeability (P_v) as independent variable.

Keywords: textile, conductive, interactive, resistivity

Analiza statistică a structurilor textile pe bază de fire conductive

Această lucrare prezintă o serie de structuri textile realizate prin țesere și tricotare utilizând fire izolatoare, conductive și antistatice. Au fost analizate proprietățile fizico-mecanice (grosime, permeabilitate la vaporii de apă, masă și permeabilitate la aer), electrice (rezistivitatea electrică) și morfologice (SEM, EDAX) ale structurilor textile pentru a evidenția potențialul de utilizare în cadrul unor produse interactive. Analiza statistică a corelațiilor dintre proprietățile fizico-mecanice și electrice a fost efectuată prin analiza coeficienților de corelație utilizând ca variabile dependente valorile rezistivității electrice de suprafață și masa (M), grosimea (δ) și permeabilitatea la vapori de apă (P_v) ca variabilă independentă.

Cuvinte-cheie: textil, conductiv, interactiv, rezistivitate

INTRODUCTION

In general, woven or knit materials fabricated with conductive yarns can be used as e-textiles, such as transmission lines or heating textile-based copper filaments, or as antistatic materials or odour absorbers (filaments based on carbon coating). E-textiles can generate heat, transmit electrical signals or be used as storage energy materials [1, 2].


It is well known that heat can generate changes in the volume resistivity of 3D textiles or the electrical surface resistance of the 2D surfaces of fabrics or 1D conductive yarns. The electrical charge and discharge of antistatic fabrics can be controlled by weaving electrically conductive fibres into the fabric and by the density of these yarns in the weft or warp directions [3–5]. The utilization of antistatic textiles for pressure sensor manufacturing has been presented in numerous studies [5–12], and it is still a challenge for many researchers to achieve position detection or gait evaluation [12]. In addition, nanomaterial-based carbon black or graphene can be used for the development of textile coatings [13, 14], antistatic yarns and fibres with segmented structures or coated with graphene/carbon black [15–18]. Some studies indicate that CNT-coated yarns can be used as wefts, core-spun metallic yarns can be used as electrodes and polyester with yarns in the warp direction [19–22]

or copper filaments [23–26] can be used as heating textiles [27, 28].


EXPERIMENTAL METHODS

Fabrics were generated with experimental textile structures (P1–P12) of weaving (P1–P3, P6–P12) and knitting (P4–P5) using insulating, conductive and antistatic yarns. Physical-mechanical, electrical (table 1) and morphological (table 3) evaluations of the fabrics were carried out in the laboratory to highlight the application potential of these materials in interactive products. The surface electrical resistivity was measured using a PRS-812 Prostate Resistance Meter based on concentric electrodes. Table 1 presents the physical-mechanical and electrical characteristics of the tested fabrics and knitwear. Table 2 shows the connections between the textile structures and the fibrous composition of the yarns. The surface morphology of the fabrics and knitwear made with yarns with electroconductive properties was investigated by scanning electron microscopy (table 3). Figure 1 shows the SEM images of samples P1 (figure 1, a) and P2 (figure 1, b) using 100x magnification, and figures 2 and 3 show the EDAX spectra of the fabric variants P1 (figure 2) and P2 (figure 3). Figures 4–7 show the 3D representations of surface

PHYSICAL-MECHANICAL AND ELECTRICAL PROPERTIES												
Tests	Samples											
	P1	P2	P3	P4	P5	P6	P7	P8	P9	P10	P11	P12
Mass (g/m ²)	372.4	383.6	304.4	405.2	519.6	135.6	156.4	158	161.2	167.2	168.8	161.6
Density	224	224	170	-	-	176	170	180	170	174	175	180
Du (no. of yarns/10 cm)	120	120	84	-	-	190	210	170	170	174	170	180
Db (no. of yarns/10 cm)												
Thickness δ (mm)	1.388	1.413	1.056	2.311	2.564	0.532	0.55	0.52	0.53	0.51	0.52	0.50
Water vapour permeability Pv (%)	26.8	26.3	28.5	29	27.1	27.1	26.94	25.28	28.60	26.38	28.65	26.71
Air permeability Pa at 100 Pa (l/m ² /sec)	116.9	122.8	1141	2305	435.6	1141	932.6	999.9	1580	1206	1843	1095
	407.7	223.9	1799	3890	743.6	1799	1473	1640	2527	1960	2917	1824
Knit density				42	79							
Do	-	-	-	64	90	-	-	-	-	-	-	-
Dv												
Surface resistivity ρ (Ω m)	5.46x 10 ¹³	4.39x 10 ¹³	6.19x 10 ¹³	2.10x 10 ¹³	1.21x 10 ¹³	2.27x 10 ¹³	3.52x 10 ¹³	2.6x 10 ¹³	1.2x 10¹²	8.4x 10¹²	1.32x 10 ¹³	5.10x 10 ¹³



a



b

Fig. 1. SEM images of samples P1 and P2: *a* – SEM image – sample P1 based on viscose filamentary yarn coated with carbon; *b* – SEM image – sample P2 based on 100 % cotton

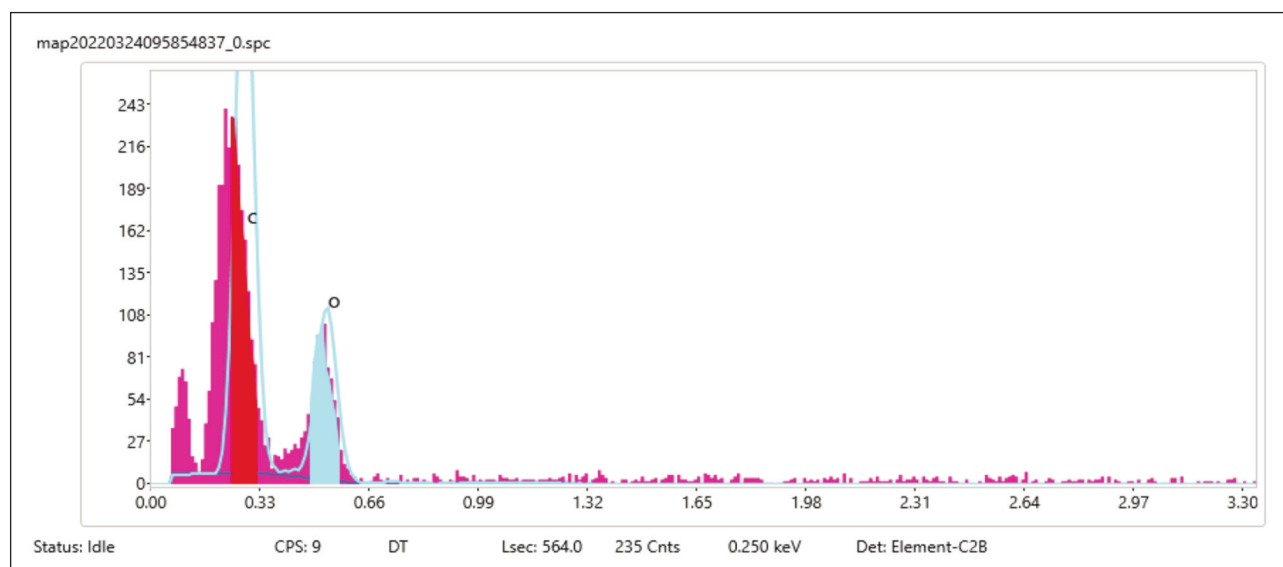














Fig. 2. EDAX of sample P1

STRUCTURE AND FIBROUS COMPOSITION			
Sample	Structure	Fibrous composition	Image
P1	canvas	51.9% cotton + 48.1% viscose filamentary yarn coated with carbon	
P2	canvas	100% cotton	
P3	canvas, twisted threads inserted in the weft direction (cotton yarn + copper filament)	95.7% cotton + 4.3% metallic yarn	
P4	rib-knit 1:1 with metallic yarns	58.5% cotton+ 41.5% metallic yarn	
P5	double flat knit	white knit: 87.3% Pes + 12.7% Pa; interior: viscose filamentary yarn coated with carbon	
P6	canvas, carbon-coated viscose filament yarns (4 cotton yarns, 2 viscose yarns) inserted in the warp direction	90% cotton + 10% Viscose filamentary yarn covered with carbon	
P7	canvas	95% cotton + 5% filamentary yarn coated with carbon	
P8	canvas	92.9% cotton + 7.1% metallic yarn	
P9	canvas	80% cotton + 20% metallic yarn	
P10	canvas	86.4% cotton + 13.6% metallic yarn	
P11	canvas	73.7% cotton + 26.3% metallic yarn	
P12	canvas	89% cotton + 11% metallic yarn	

electrical resistivity as a function of thickness, water vapour permeability, mass and air permeability.

RESULTS AND DISCUSSION

Statistical analysis and discussion

To evaluate the relationship between the physical-mechanical and electric properties, correlation analysis was used. By analysing the values of the correlation coefficients (1, 2, 3) between the surface electrical resistivity vector and vectors such as the

mass (M), thickness (δ) and water vapour permeability (P_v), the following was observed:

- The value of the correlation coefficient between the surface electrical resistivity and mass ($R(\rho, M) = 0.1745$) was positive and indicated that there was a positive direct correlation, and the increase in the mass value per unit length generated an increase in the value surface electrical resistivity:

$$R(\rho, M) = \begin{vmatrix} 1.0000 & 0.1745 \\ 0.1745 & 1.0000 \end{vmatrix} \Leftrightarrow \quad (1)$$

$$\Leftrightarrow R_{1,2,\rho,M} = R_{2,1,\rho,M} = 0.1745$$

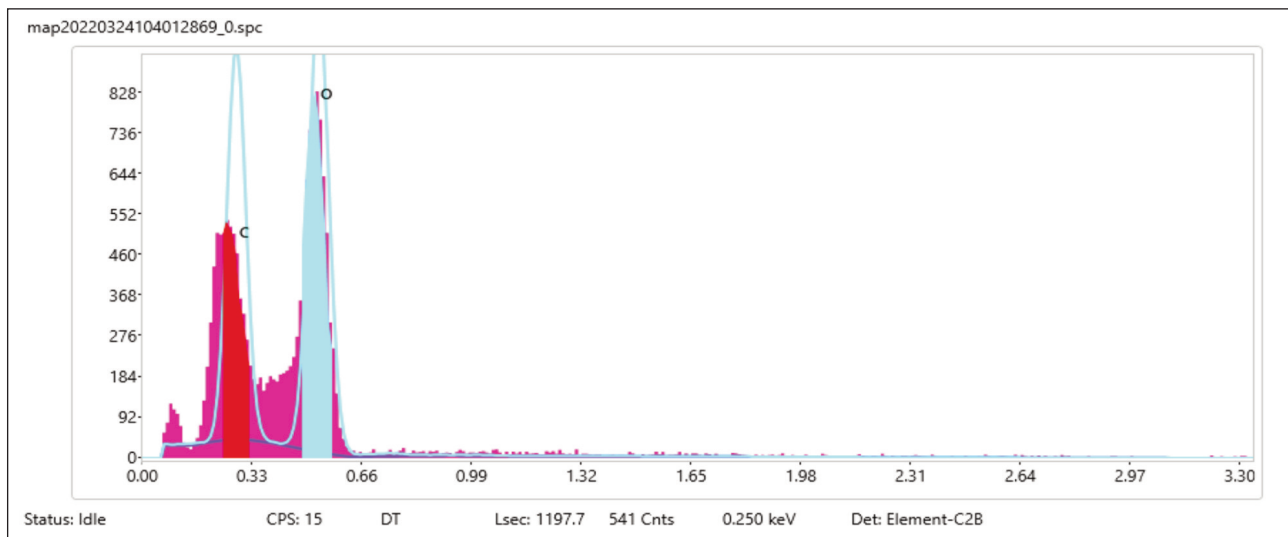


Fig. 3. EDAX of sample P2

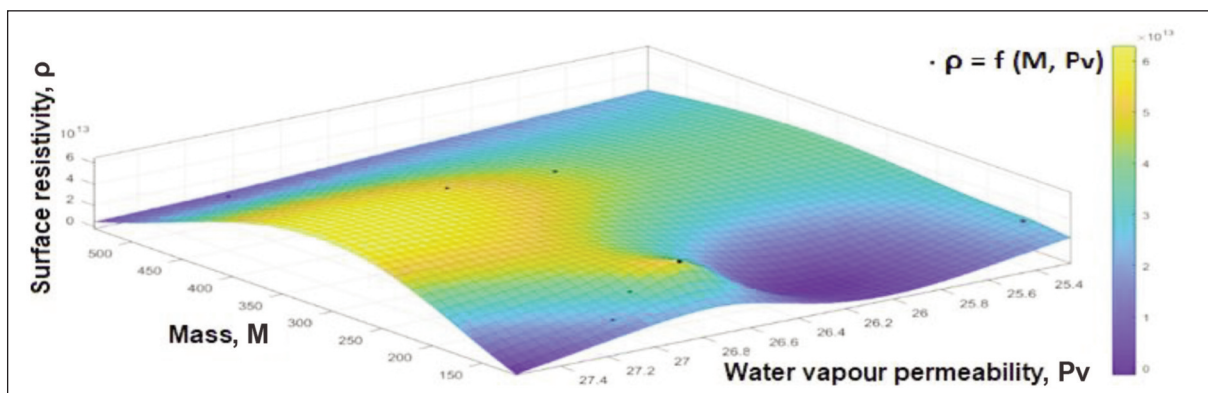


Fig. 4. 3D graphical representation of surface electrical resistivity (ρ) as a function of mass (M) and water vapour permeability (Pv)

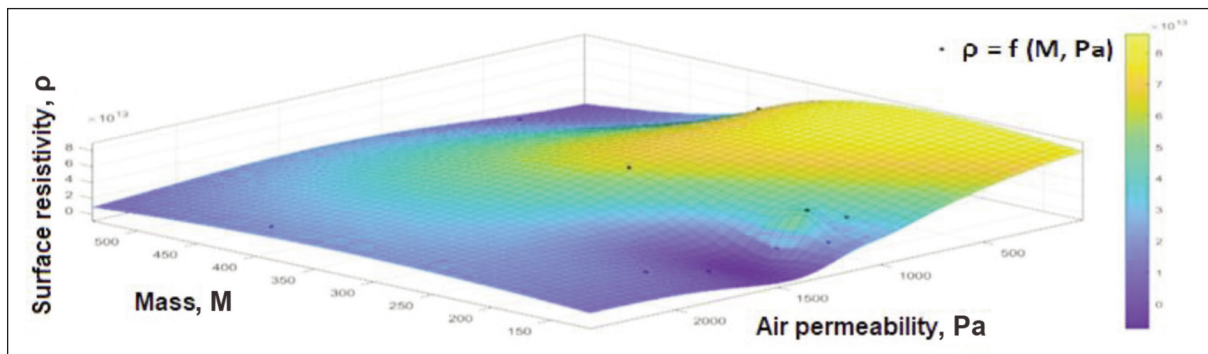


Fig. 5. 3D graphical representation of surface electrical resistivity (ρ) as a function of mass (M) and air permeability (Pa)

- The value of the correlation coefficient between the surface electrical resistivity and thickness ($R(\rho, \delta) = 0.0139$) was positive and indicated that there was a direct positive correlation; as the thickness of the textile material increased, the resistivity value minimally increased. The surface electrical resistivity in this case can be defined as follows:

$$R(\rho, \delta) = \begin{vmatrix} 1.0000 & 0.0139 \\ 0.0139 & 1.0000 \end{vmatrix} \Leftrightarrow \quad (2)$$

$$\Leftrightarrow R_{1,2,\rho,\delta} = R_{2,1,\rho,\delta} = 0.0139$$

- The value of the correlation coefficient between the surface electrical resistivity and water vapour permeability ($R(\rho, Pv) = -0.1784$) was negative and indicated that there was a negative inverse correlation; as the value of the water vapour permeability increased, the value of surface electrical resistivity decreased:

$$R(\rho, Pv) = \begin{vmatrix} 1.0000 & 0.1784 \\ 0.1784 & 1.0000 \end{vmatrix} \Leftrightarrow \quad (3)$$

$$\Leftrightarrow R_{1,2,\rho,Pv} = R_{2,1,\rho,Pv} = 0.1784$$

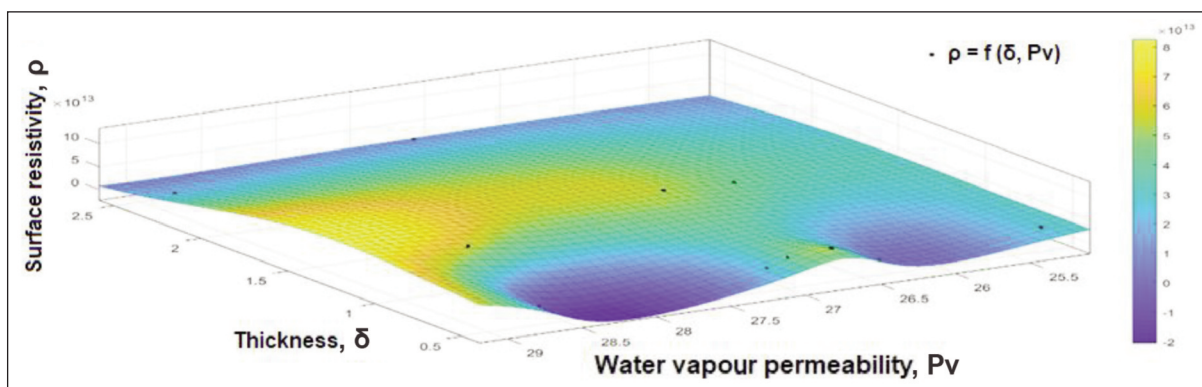


Fig. 6. 3D graphical representation of surface electrical resistivity (ρ) as a function of thickness (δ) and water vapour permeability (P_v)

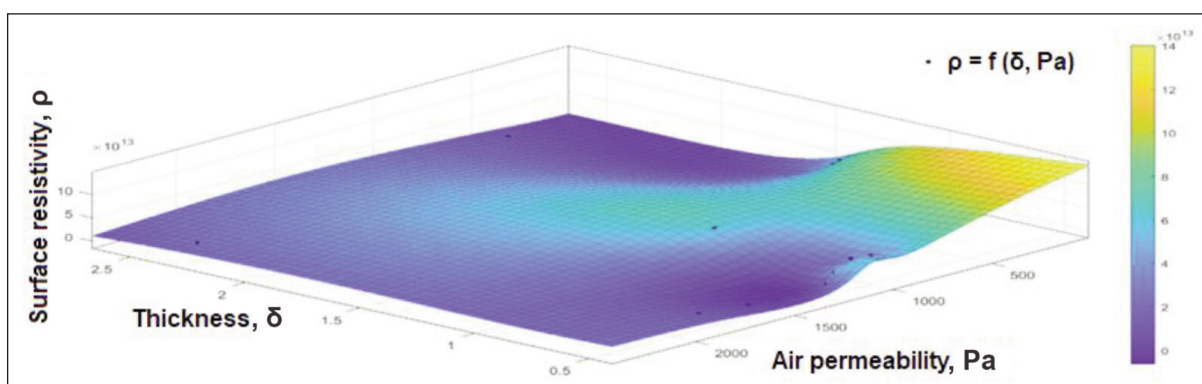


Fig. 7. 3D graphical representation of surface electrical resistivity (ρ) as a function of thickness (δ) and air permeability (Pa)

CONCLUSIONS

In conclusion, by analysing samples P1–P12, the following was deduced:

- There is an inverse relationship between the surface electrical resistivity and water vapour permeability. Because the surface electrical resistivity is the resistance to electrical current along the surface of an insulating material, increasing the vapour permeability (because of the atmospheric humidity or a lower yarn density in the weft or warp directions) generates a reduction in the surface electrical resistivity.
- With the surface electrical resistivity and mass, the respective thickness has a small positive correlation, which means that increasing the mass or thickness has a small effect on increasing the surface electrical resistivity.

- Samples P9 and P10 can offer antistatic protection because their surface resistivity falls within the range typical of materials with antistatic properties ($\rho \leq 10^{12} \Omega m$).
- Samples P1–P8, P11 and P12 can offer electrical protection because their surface resistivity falls within the range typical of electrically insulating materials ($\rho > 10^{13} \Omega m$).

ACKNOWLEDGEMENTS

The research presented in this paper was prepared in the INCDTP laboratories. Funds were given to support this work by MCID, National Project “Macro-mezo-micro materiale avansate pentru sănătate și îmbunătățirea calității vieții (AkSuTex)”, Grant Agreement PN 19 17 03 03.

REFERENCES

- [1] Penava, Ž., Penava, D.Š., Knezić, Ž., *Heat as a Conductivity Factor of Electrically Conductive Yarns Woven into Fabric*, In: *Materials*, 2022, 15, 3, 1202
- [2] Kim, S.J., We, J.H., Cho, B.J., *A wearable thermoelectric generator fabricated on a glass fabric*, In: *Energy & Environmental Science*, 2014, 7, 6, 1959–1965
- [3] Tabata, Y., *Electrostatic properties of antistatic cloth woven partly with electrically conductive fibers*, In: *IEEE Transactions on Industry Applications*, 1988, 24, 2, 245–249
- [4] Zhang, X., *Antistatic and conductive textiles*, *Functional Textiles for Improved Performance, Protection and Health*, Woodhead Publishing, 2011, 27–44

- [5] Cheng, K.B., Ueng, T.H., Dixon, G., *Electrostatic discharge properties of stainless steel/polyester woven fabrics*, In: Textile Research Journal, 2001, 71, 8, 732–738
- [6] Zhang, J.W., Zhang, Y., Li, Y.Y., Wang, P., *Textile-based flexible pressure sensors: A review*, In: Polymer Reviews, 2022, 62, 1, 65–94
- [7] Uno, M.O., Morita, S., Omori, M., Yoshimura, K., *Pressure sensor yarns with a sheath-core structure using multi-fiber polymer*, In: Sensors and Actuators A: Physical, 2022, 337, 113440
- [8] Zhang, W., Miao, J., Zuo, X., Zhang, X., Qu, L., *Weaving a magnificent world: 1D fibrous electrodes and devices for stretchable and wearable electronics*, In: Journal of Materials Chemistry C, 2022, 10, 38, 14027–14052
- [9] Choudhry, N.A., Shekhar, R., Rasheed, A., Arnold, L., Wang, L., *Effect of Conductive Thread and Stitching Parameters on the Sensing Performance of Stitch-Based Pressure Sensors for Smart Textile Applications*, In: IEEE Sensors Journal, 2022, 22, 7, 6353–6363
- [10] Krifa, M., *Electrically conductive textile materials – Application in flexible sensors and antennas*, In: Textiles, 2021, 1, 2, 239–257
- [11] Aileni, R.M., Chiriac, L., *Conductive Membranes Based on Cotton Fabric Coated with Polymers for Electrode Applications*, In: Materials, 2022, 15, 20, 7286
- [12] Hudec, R., Matúška, S., Kamencay, P., Benco, M., *A smart IoT system for detecting the position of a lying person using a novel textile pressure sensor*, In: Sensors, 2020, 21, 1, 206
- [13] Shah, M.A., Pirzada, B.M., Price, G., Shibiru, A.L., Qurashi, A., *Applications of nanotechnology in smart textile industry: A critical review*, In: Journal of Advanced Research, 2022
- [14] Yetisen, A.K., Qu, H., Manbachi, A., Butt, H., Dokmeci, M.R., Hinestroza, J.P., Skorobogatiy, M., Khademhosseini, A., Yun, S.H., *Nanotechnology in textiles*, In: ACS nano, 2016, 10, 3, 3042–3068
- [15] Hu, C.C., Chang, S.S., Liang, N.Y., *Fabrication and characterization of antistatic fiber with segmented pie structure*, In: Textile Research Journal, 2016, 86, 17, 1828–1836
- [16] Poupyrev, I., Gong, N.W., Fukuhara, S., Karagozler, M.E., Schwesig, C., Robinson, K.E., *Project Jacquard: interactive digital textiles at scale*, In: Proceedings of the 2016 CHI Conference on Human Factors in Computing Systems, 2016, 4216-4227
- [17] Navinbhai, A.H., *Development of High Functional Textile Fabrics for Electrostatic Discharge Control*, Doctoral dissertation, Maharaja Sayajirao University of Baroda, India, 2017
- [18] Selleri, G., Gino, M.E., Brugo, T.M., D'anniballe, R., Tabucol, J., Focarete, M.L., Carloni, R., Fabiani, D., Zucchelli, A., *Self-sensing composite material based on piezoelectric nanofibers*, In: Materials & Design, 2022, 110787
- [19] Xie, R., Liu, D., Wu, L., Fang, L., Fang, K., *Fabrication and infrared thermograms of heating fabrics woven by CNT coated yarns*, In: Materials Letters, 2022, 327, 133042
- [20] Tao, X., Tian, D., Liang, S., Jiang, P., Zhang, L., Fu, F., *Research Progress on the Preparation of Flexible and Green Cellulose-Based Electrothermal Composites for Joule Heating Applications*, In: ACS Applied Energy Materials, 2022
- [21] Tat, T., Chen, G., Zhao, X., Zhou, Y., Xu, J., Chen, J., *Smart Textiles for Healthcare and Sustainability*, In: ACS nano, 2022, 16, 9, 13301–13313
- [22] Gan, L., Zeng, Z., Lu, H., Li, D., Wei, K., Cai, G., Zhang, Y., *A large-scale spraying-spinning process for multifunctional electronic yarns*, In: SmartMat, 2022
- [23] Dils, C., Kalas, D., Reboun, J., Suchy, S., Soukup, R., Moravcova, D., Krshiwoblozki, M.V., Schneider-Ramelow, M., *Interconnecting embroidered hybrid conductive yarns by ultrasonic plastic welding for e-textiles*, In: Textile Research Journal, 2022, 00405175221101015
- [24] Boymuratov, B., Akbarov, R., Yangiboev, R., Mengnarov, S., Khasanov, J., *Development and research of flexible fabric electric heaters*, In: AIP Conference Proceedings, 2022, 2430, 1, 030006
- [25] Kim, T.K., Lim, J., Choi, S., Kim, H.S., *Weaving method-based capacitive yarn touch sensor fabricated of Cu/PET filament composite yarn*, In: The Journal of the Textile Institute, 2022, 1–10
- [26] Lee, S., *Analysis of electrical and comfort properties of conductive knitted fabrics based on blending ratio of silver-coated yarns for smart clothing*, In: Journal of Engineered Fibers and Fabrics, 2022, 17, 15589250221104474
- [27] Halaoua, S., Romdhani, Z., Jemni, A., *Effect of textile woven fabric parameters on its thermal properties*, In: Industria Textila, 2019, 70, 1, 15–20, <http://doi.org/10.35530/IT.070.01.1514>
- [28] Aileni, R.M., Chiriac, L., Albici, S., Sandulache, I.-M., Neagu, V., Raducu, L., *Multivariate analysis of the 3D composites based on nickel microparticles*, In: Industria Textila, 2020, 71, 5, 446–451, <http://doi.org/10.35530/IT.071.05.1772>

Authors:

RALUCA MARIA AILENI, ANGELA DOROGAN, TEODOR SÂRBU, CRISTINA STROE, CRISTINA LITE

National Research & Development Institute for Textiles and Leather,
Lucretiu Patrascanu 16, 030508 Bucharest, Romania

Corresponding author:

RALUCA MARIA AILENI
e-mail: raluca.aileni@incdtp.ro